



LOADING BAY

Dock shelters

For loading and unloading



Dock shelters to absorb blows and protect the goods.

Designed to protect operators and goods against everyday weather such as sun, rain, wind and hail.



Features

Inexpensive

Resistant to water, wind and drafts

Drastically reduced heat loss

Compatible with 99.9% of trucks

Quick and easy installation

Optimal seal to the truck

Very high energy savings

Improved security in stock

Application

Industry

Warehouses

GDO

Feed

Logistics



A wide range of logistics solutions

GLG offers different types of dock shelters that perfectly match any type of industrial building.



DSH-R



DSH-I



DSH-C

**We enhance
a "simple"
product using
high quality
materials. All
Made in Italy.**

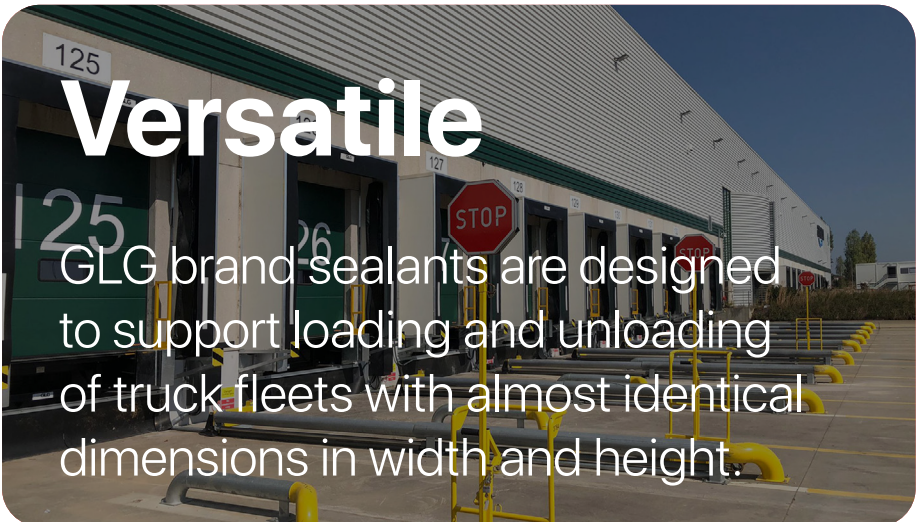
For your logistical security.

So, what are the dock shelters for?

The dock shelters cover the truck when it is docked at the dock leveler and are made with a sturdy self-supporting frame designed to absorb the blows of possible wrong maneuvers. These products are designed not to transmit the thrust of the truck under load to the warehouse facilities.

Versatile

GLG brand sealants are designed to support loading and unloading of truck fleets with almost identical dimensions in width and height.



STRUCTURE		DSH-R – Retractable dock
Dock seal (suspended)	Width 3400 mm x Height 3200 mm (Max height 3400 mm)	
Standard ground dock shelter	Width 4500 mm x Height 3200 mm (Max height 3400 mm)	
Front and rear frame	Made of extruded aluminium sections with high stability, connected by reinforcement arms with steel pantograph.	

STRUCTURE		DSH-I – Cushion dock shelter
Sizing	Width 3400 mm x Height 2900 mm	
Dunnage	DSH-I is equipped with a horizontal cushion and two vertical cushions made of foam material completely covered with a Trevira fabric with high resistance to friction. i	
Assembly	DSH-I cushion sealant is pre-assembled and comes in just three pieces making dock installation quick and easy.	


STRUCTURE		DSH-C – Ultra insulating dock shelter
Sizing	Width 3400 mm x Height 3400 mm	

COVERING		DSH-R – Retractable dock
Front covering	4 mm thick, made with a double layer of rubber with inner texture.	
Perimeter sheet	<p>Standard</p> <p>The PVC perimeter sheet is available in all its colours and is 950 g/m2.</p> <p>On request</p> <p>Customization with customer logo on the horizontal front flap.</p> <p>Standard</p> <p>Rain channel for lateral drainage of rainwater from the roof.</p>	


COVERING		DSH-I – Cushion dock shelter
Surface	PVC fabric 950 gr/sqm	

INFLATION SYSTEM		DSH-C – Ultra insulating dock shelter
High performance ventilation	<p>The three protective cushions are inflated and deflated by means of a fan, expanding or reducing its volume depending on the type of landing by the vehicle.</p> <p>After loading and unloading, the fan goes out and the cushions return to their original position.</p>	

Type of structure




Steel
Galvanized



Aluminum
Extruded

Covering colours (RAL)



RAL
9005

Other colors ↗
On request



Account

Sign in for
download all the .dwg



Be a part of us

Account

Remember that on our portal you can always take advantage of a number of useful features for your future logistics purchases.

www.glgdoors.com

